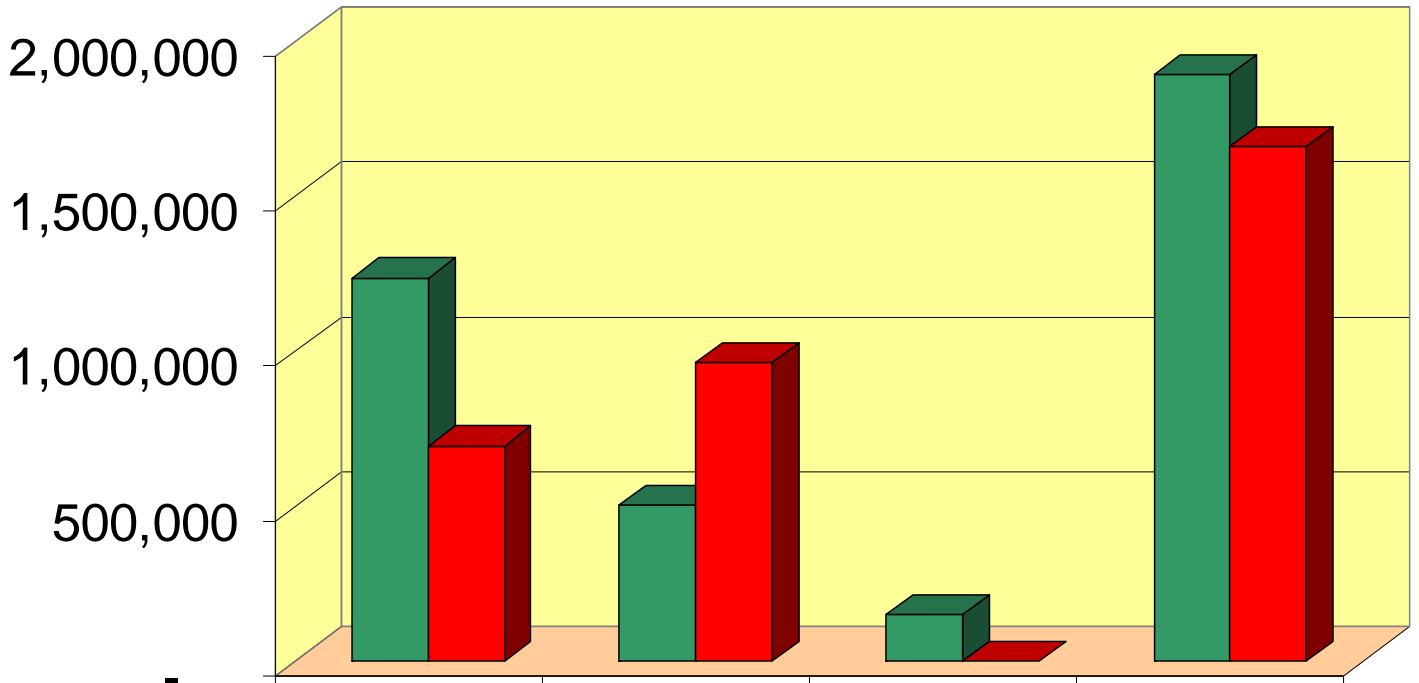




TAX COLLECTION



	01/31/08	02/29/08	03/15/08	YTD
■ Collected	1,236,861	504,230	150,848	1,891,939
■ Disbursed	694,813	965,492	-	1,660,305



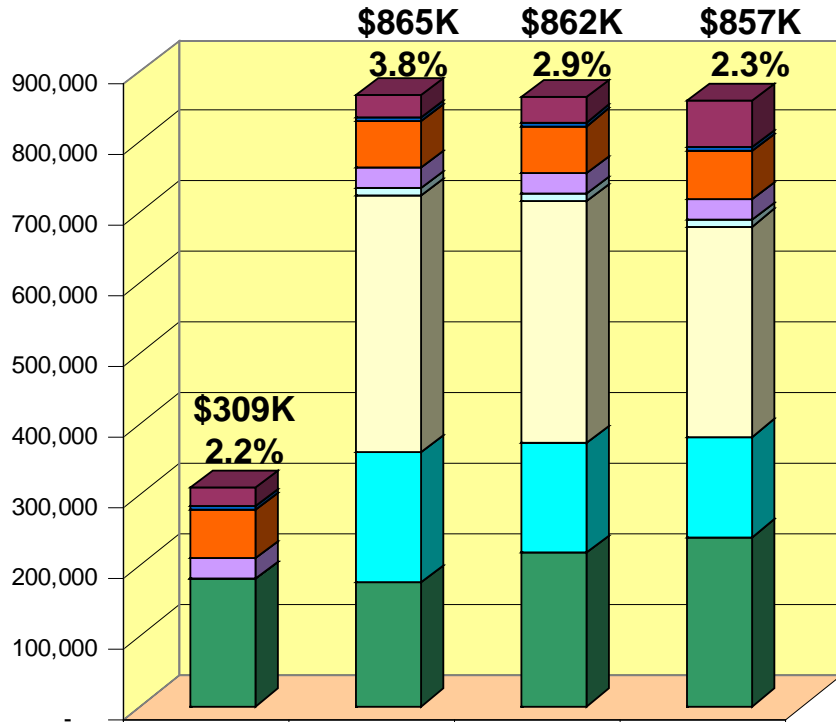
TOWN OF PORTVILLE, NEW YORK

TAX COLLECTION DISTRIBUTION AS OF 03/15/2008

		Distribution	Collected
General Fund	208,587	9%	100%
Highway Fund	389,223	16%	100%
Happy Hollow Sewer District	10,403	0%	100%
Happy Hollow Lighting District	2,400	0%	100%
Westons Mills Lighting District	4,200	0%	100%
Westons Mills Fire District	45,260	2%	100%
Portville Fire District	<u>113,568</u>	<u>5%</u>	<u>100%</u>
	773,641	32%	100%
Cattaraugus County	<u>1,118,298</u>	<u>46%</u>	67%
Total Taxes Collected	1,891,939	78%	
Uncollected Taxes	542,570	22%	
Total Taxes Billed	2,434,509	100%	

TOWN OF PORTVILLE, NEW YORK

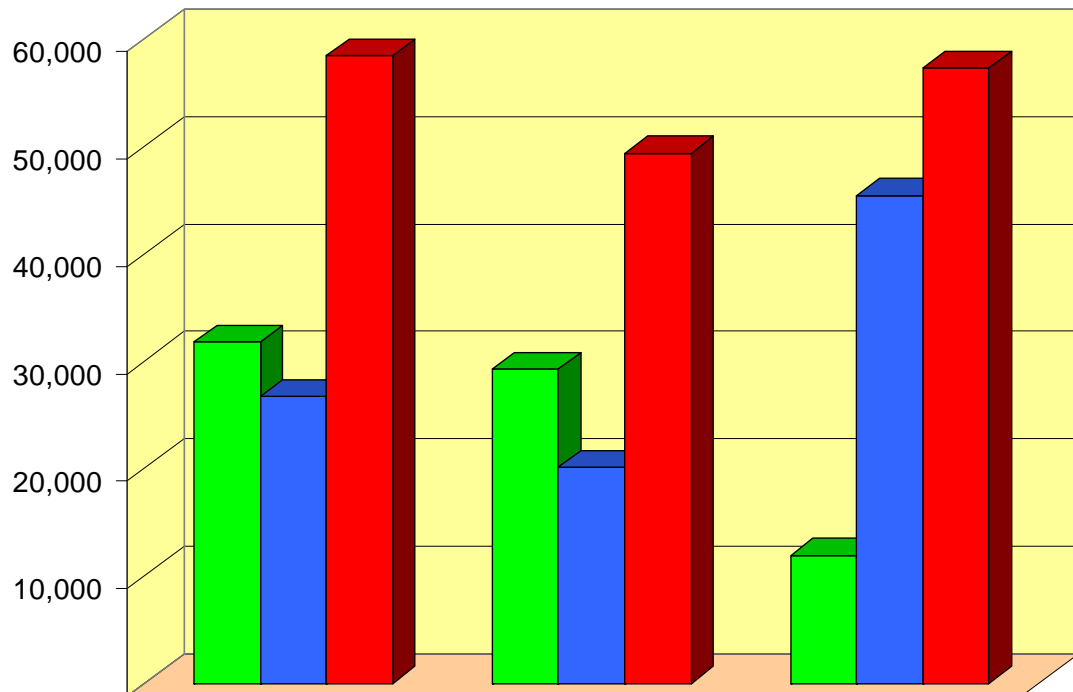
Cash Asset Balance Sheet



	12/31/07	01/31/08	02/29/08	03/15/08
■ Checking Accounts	26,976	31,645	35,989	65,977
■ Happy Hollow Sewer Reserve	5,187	5,187	5,187	5,192
■ Highway Reserve	67,376	67,376	67,376	67,442
■ General Reserve	28,838	28,838	28,838	28,866
□ Sewer Fund	-	10,403	10,403	10,403
□ Highway Fund	-	362,548	342,448	297,048
■ General Fund	-	183,415	154,163	142,263
■ Capital Investment	180,511	175,955	217,768	239,452

TOWN OF PORTVILLE, NEW YORK

OPERATING EXPENSE



	January, 2008	February, 2008	March-To-Date, 2008
Administration	31,772	29,252	11,900
Highway	26,675	20,100	45,400
Total	58,447	49,352	57,300